

AUSTRALIA
1991 Rugby World Cup
CHAMPIONS

Factfile Information

Match: Australia v Argentina
Date: 04/10/91
Venue: Llanelli
Referee: D.Bishop
Score: Australia 32 Argentina 19

| | <u>1st Half</u> | | <u>2nd Half</u> | | <u>Total</u> | |
|----------------|-----------------|-----|-----------------|-----|--------------|-----|
| Match-time: | 40m | 53s | 41m | 40s | 82m | 33s |
| Ball in play: | 11m | 46s | 12m | 33s | 24m | 19s |
| | Aus | Arg | Aus | Arg | Aus | Arg |
| T-advantage: | 81% | 19% | 47% | 53% | 64% | 36% |
| Kicks: | 22 | 37 | 20 | 17 | 42 | 54 |
| Passes: | 45 | 19 | 50 | 36 | 95 | 55 |
| L-outs won: | 7 | 5 | 5 | 3 | 12 | 8 |
| Scrum won: | 11 | 8 | 12 | 8 | 23 | 16 |
| Pens. (con.): | 4 | 6 | 6 | 1 | 10 | 7 |
| Injuries: | 1 | 1 | 2 | 4 | 3 | 5 |
| Drives: | 8 | 2 | 2 | 6 | 10 | 8 |
| 2nd phase won: | 13 | 5 | 6 | 11 | 19 | 16 |
| OH Kicks: | 3 | 7 | 4 | 5 | 7 | 12 |
| OH Passes: | 5 | 1 | 5 | 2 | 10 | 3 |
| OH Runs: | 1 | 1 | 2 | 1 | 3 | 2 |
| OH Tackled: | 1 | 1 | 2 | 1 | 3 | 2 |
| K-ons: | 3 | 3 | 3 | 0 | 6 | 3 |
| Off-side: | 2 | 1 | 2 | 1 | 4 | 2 |
| Miss touch: | 4 | 3 | 0 | 2 | 4 | 5 |
| Out on full: | 0 | 0 | 1 | 0 | 1 | 0 |
| Forward pass: | 1 | 0 | 0 | 1 | 1 | 1 |

| | | |
|----------------|--------|---------|
| LO jumper 1: | JE- 5 | PS- 3 |
| LO jumper 2: | RM- 5 | PG- 2 |
| Penalty goals: | ML-67% | GD-50% |
| Conversions: | ML-60% | GD-50% |
| Drop-goals: | / | LA-100% |
| Tightheads: | / | / |

Factfile Information

Match: Australia v Western Samoa
 Date: 09/10/91
 Venue: Pontypool
 Referee: E.Morrison
 Score: Australia 9 Western Samoa 3

| | <u>1st Half</u> | | <u>2nd Half</u> | | <u>Total</u> | |
|----------------|-----------------|-----|-----------------|-----|--------------|-----|
| Match-time: | 41m | 44s | 42m | 59s | 84m | 43s |
| Ball in play: | 13m | 44s | 12m | 40s | 26m | 24s |
| | Aus | WS | Aus | WS | Aus | WS |
| T-advantage: | 48% | 52% | 53% | 47% | 51% | 49% |
| Kicks: | 31 | 30 | 32 | 31 | 63 | 61 |
| Passes: | 28 | 33 | 8 | 38 | 36 | 71 |
| L-outs won: | 9 | 9 | 8 | 8 | 17 | 17 |
| Scrum won: | 11 | 7 | 8 | 8 | 19 | 15 |
| Pens. (con.): | 2 | 9 | 7 | 5 | 9 | 14 |
| Injuries: | 3 | 0 | 1 | 2 | 4 | 2 |
| Drives: | 4 | 6 | 7 | 4 | 11 | 10 |
| 2nd phase won: | 4 | 14 | 8 | 10 | 12 | 24 |
| OH Kicks: | 4 | 10 | 8 | 12 | 12 | 22 |
| OH Passes: | 3 | 8 | 0 | 6 | 3 | 14 |
| OH Runs: | 1 | 3 | 0 | 0 | 1 | 3 |
| OH Tackled: | 0 | 0 | 0 | 0 | 0 | 0 |
| K-ons: | 3 | 4 | 3 | 4 | 6 | 8 |
| Off-side: | 0 | 2 | 0 | 0 | 0 | 2 |
| Miss touch: | 4 | 2 | 4 | 5 | 8 | 7 |
| Out on full: | 1 | 0 | 0 | 2 | 1 | 2 |
| Forward pass: | 0 | 0 | 0 | 1 | 0 | 1 |

| | | |
|----------------|--------|--------|
| LO jumper 1: | SC-10 | MK- 4 |
| LO jumper 2: | JE- 4 | TS- 3 |
| Penalty goals: | ML-50% | MV-33% |
| Conversions: | | AA-0% |
| Drop-goals: | / | / |
| Tightheads: | / | / |

Factfile Information

Match: Wales v Australia
 Date: 12/10/91
 Venue: Cardiff
 Referee: K.Lawrence
 Score: Wales 3 Australia 38

| | <u>1st Half</u> | | <u>2nd Half</u> | | <u>Total</u> | |
|----------------|-----------------|-----|-----------------|-----|--------------|-----|
| Match-time: | 40m | 42s | 45m | 56s | 86m | 38s |
| Ball in play: | 9m | 40s | 13m | 49s | 23m | 29s |
| | W | A | W | A | W | A |
| T-advantage: | 23% | 77% | 30% | 70% | 27% | 73% |
| Kicks: | 23 | 26 | 17 | 16 | 40 | 42 |
| Passes: | 13 | 27 | 66 | 59 | 79 | 86 |
| L-outs won: | 1 | 17 | 1 | 8 | 2 | 25 |
| Scrum won: | 2 | 2 | 6 | 11 | 8 | 13 |
| Pens. (con.): | 10 | 9 | 4 | 8 | 14 | 17 |
| Injuries: | 0 | 1 | 2 | 4 | 2 | 5 |
| Drives: | 1 | 15 | 2 | 4 | 3 | 19 |
| 2nd phase won: | 5 | 13 | 15 | 11 | 20 | 24 |
| OH Kicks: | 1 | 7 | 1 | 2 | 2 | 9 |
| OH Passes: | 1 | 4 | 13 | 11 | 14 | 15 |
| OH Runs: | 1 | 0 | 0 | 1 | 1 | 1 |
| OH Tackled: | 0 | 0 | 1 | 0 | 1 | 0 |
| K-ons: | 1 | 0 | 2 | 3 | 3 | 3 |
| Off-side: | 5 | 2 | 2 | 0 | 7 | 2 |
| Miss touch: | 0 | 0 | 1 | 0 | 1 | 0 |
| Out on full: | 1 | 0 | 0 | 0 | 1 | 0 |
| Forward pass: | 0 | 0 | 0 | 1 | 0 | 1 |

| | | |
|----------------|--------|--------|
| LO jumper 1: | KM- 2 | JE-12 |
| LO jumper 2: | / | RM- 9 |
| Penalty goals: | MR-50% | ML-33% |
| Conversions: | / | ML-67% |
| Drop-goals: | AE- 0% | / |
| Tightheads: | / | / |

Factfile Information

Match: Australia v Ireland Quarter-final
 Date: 20/10/91
 Venue: Dublin
 Referee: J.Fleming
 Score: Australia 19 Ireland 18

| | <u>1st Half</u> | | <u>2nd Half</u> | | <u>Total</u> | |
|----------------|-----------------|-----|-----------------|-----|--------------|-----|
| Match-time: | 40m 11s | | 41m 26s | | 81m 37s | |
| Ball in play: | 11m 50s | | 13m 03s | | 24m 53s | |
| | A | I | A | I | A | I |
| T-advantage: | 56% | 44% | 59% | 41% | 57% | 43% |
| Kicks: | 27 | 29 | 28 | 36 | 55 | 65 |
| Passes: | 43 | 41 | 35 | 35 | 78 | 76 |
| L-outs won: | 13 | 3 | 11 | 9 | 24 | 12 |
| Scrum won: | 7 | 10 | 6 | 5 | 13 | 15 |
| Pens. (con.): | 6 | 7 | 4 | 3 | 10 | 10 |
| Injuries: | 1 | 1 | 1 | 2 | 2 | 3 |
| Drives: | 7 | 5 | 10 | 5 | 17 | 10 |
| 2nd phase won: | 12 | 13 | 13 | 12 | 25 | 25 |
| OH Kicks: | 6 | 8 | 5 | 7 | 11 | 15 |
| OH Passes: | 9 | 7 | 7 | 7 | 16 | 14 |
| OH Runs: | 2 | 0 | 2 | 0 | 4 | 0 |
| OH Tackled: | 2 | 1 | 0 | 0 | 2 | 1 |
| K-ons: | 7 | 2 | 5 | 1 | 12 | 3 |
| Off-side: | 0 | 2 | 1 | 1 | 1 | 3 |
| Miss touch: | 2 | 1 | 3 | 1 | 5 | 2 |
| Out on full: | 0 | 0 | 1 | 1 | 1 | 1 |
| Forward pass: | 1 | 0 | 0 | 0 | 1 | 0 |

| | | |
|----------------|--------|---------|
| LO jumper 1: | JE-13 | NF- 6 |
| LO jumper 2: | RM- 5 | PM- 3 |
| Penalty goals: | ML-50% | RK-60% |
| Conversions: | ML-67% | RK-100% |
| Drop-goals: | / | RK-100% |
| Tightheads: | / | / |

Factfile Information

Match: Australia v New Zealand Semi-final
 Date: 27/10/91
 Venue: Dublin
 Referee: J.Fleming
 Score: Australia 16 New Zealand 6

| | <u>1st Half</u> | | <u>2nd Half</u> | | <u>Total</u> | |
|----------------|-----------------|-----|-----------------|-----|--------------|-----|
| Match-time: | 40m | 36s | 41m | 13s | 81m | 49s |
| Ball in play: | 13m | 27s | 16m | 04s | 29m | 31s |
| | A | NZ | A | NZ | A | NZ |
| T-advantage: | 72% | 28% | 42% | 58% | 57% | 43% |
| Kicks: | 31 | 34 | 36 | 26 | 67 | 60 |
| Passes: | 40 | 39 | 23 | 104 | 63 | 143 |
| L-outs won: | 6 | 16 | 10 | 7 | 16 | 23 |
| Scrum won: | 6 | 5 | 7 | 11 | 13 | 16 |
| Pens. (con.): | 3 | 7 | 5 | 4 | 8 | 11 |
| Injuries: | 1 | 1 | 2 | 0 | 3 | 1 |
| Drives: | 3 | 13 | 2 | 16 | 5 | 29 |
| 2nd phase won: | 11 | 21 | 6 | 31 | 17 | 52 |
| OH Kicks: | 7 | 5 | 7 | 2 | 14 | 7 |
| OH Passes: | 8 | 9 | 3 | 15 | 11 | 24 |
| OH Runs: | 1 | 0 | 0 | 0 | 1 | 0 |
| OH Tackled: | 1 | 0 | 0 | 0 | 1 | 0 |
| K-ons: | 0 | 2 | 3 | 5 | 3 | 7 |
| Off-side: | 0 | 4 | 1 | 0 | 1 | 4 |
| Miss touch: | 2 | 2 | 3 | 2 | 5 | 4 |
| Out on full: | 1 | 0 | 0 | 0 | 1 | 0 |
| Forward pass: | 0 | 0 | 0 | 0 | 0 | 0 |

| | | |
|----------------|--------|--------|
| LO jumper 1: | JE- 7 | IJ- 7 |
| LO jumper 2: | RM- 5 | AW- 6 |
| Penalty goals: | ML-40% | GF-67% |
| Conversions: | ML-50% | GF- / |
| Drop-goals: | ML- / | GF- / |
| Tightheads: | / | / |

Factfile Information

| | | |
|----------|-----------------------------|-----------|
| Match: | England v Australia | The Final |
| Date: | 02/11/91 | |
| Venue: | Twickenham | |
| Referee: | D.Bevan | |
| Score: | England 6 Australia 12 | |

| | <u>1st Half</u> | | <u>2nd Half</u> | | <u>Total</u> | |
|----------------|-----------------|-----|-----------------|-----|--------------|-----|
| Match-time: | 41m | 50s | 41m | 53s | 83m | 43s |
| Ball in play: | 12m | 24s | 14m | 32s | 26m | 56s |
| | E | A | E | A | E | A |
| T-advantage: | 52% | 48% | 51% | 49% | 51% | 49% |
| Kicks: | 27 | 33 | 32 | 28 | 59 | 61 |
| Passes: | 62 | 23 | 104 | 34 | 166 | 57 |
| L-outs won: | 9 | 9 | 7 | 7 | 16 | 16 |
| Scrum won: | 6 | 6 | 8 | 9 | 14 | 15 |
| Pens. (con.): | 5 | 6 | 3 | 11 | 8 | 17 |
| Injuries: | 3 | 3 | 1 | 1 | 4 | 4 |
| Drives: | 6 | 3 | 6 | 3 | 12 | 6 |
| 2nd phase won: | 23 | 5 | 27 | 7 | 50 | 12 |
| OH Kicks: | 9 | 5 | 11 | 10 | 20 | 15 |
| OH Passes: | 14 | 4 | 21 | 3 | 35 | 7 |
| OH Runs: | 1 | 0 | 4 | 0 | 5 | 0 |
| OH Tackled: | 1 | 0 | 2 | 1 | 3 | 1 |
| K-ons: | 6 | 1 | 4 | 3 | 10 | 4 |
| Off-side: | 0 | 0 | 1 | 0 | 1 | 0 |
| Miss touch: | 0 | 2 | 1 | 1 | 1 | 3 |
| Out on full: | 0 | 3 | 2 | 1 | 2 | 4 |
| Forward pass: | 0 | 0 | 1 | 0 | 1 | 0 |

| | | |
|----------------|--------|---------|
| LO jumper 1: | WD- 8 | JE- 5 |
| LO jumper 2: | PA- 7 | RM- 3 |
| Penalty goals: | JW-50% | ML- 67% |
| Conversions: | / | ML-100% |
| Drop-goals: | RA- 0% | / |
| Tightheads: | / | / |

The 1991 Rugby World Cup

Pool Matches, Quarter-finals, Semi-finals, Finals

Australia

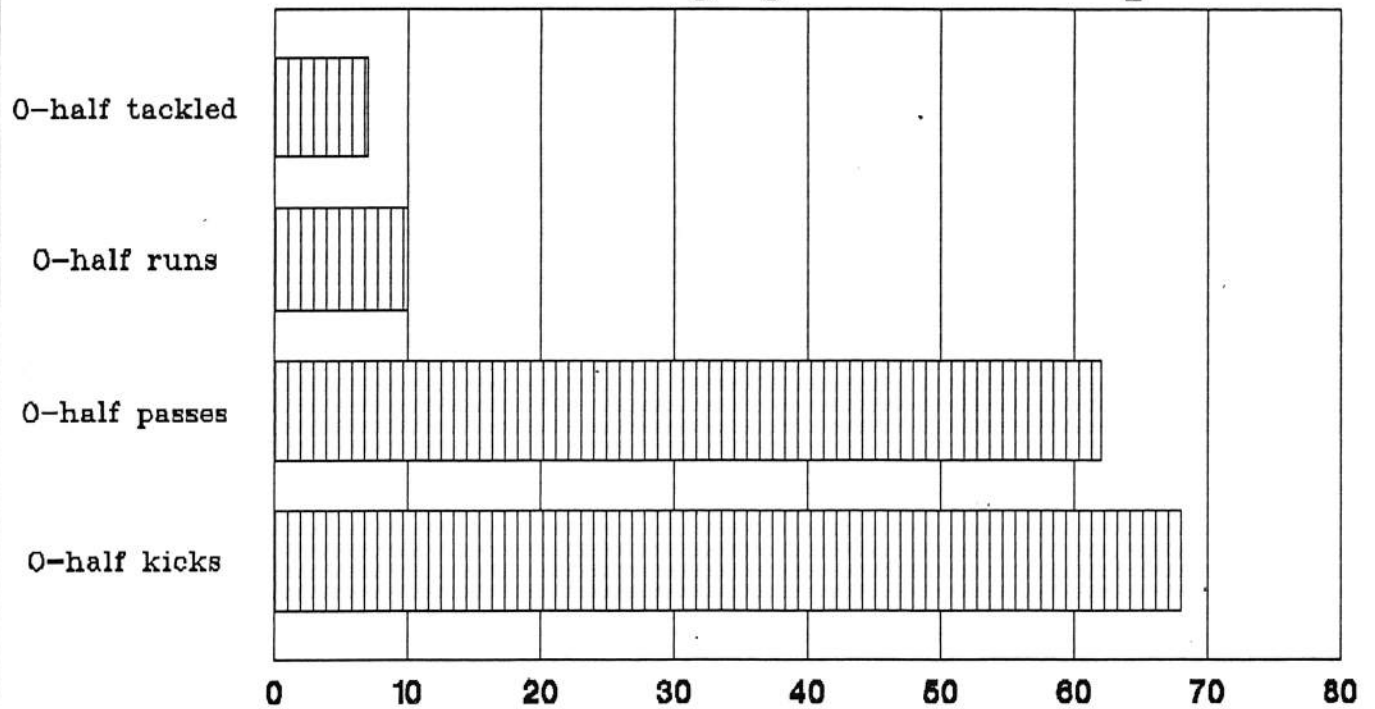
| | |
|-----------------|-----|
| Played: | 6 |
| Won: | 6 |
| Lost: | 0 |
| Points for: | 126 |
| Points against: | 55 |
| Tries for: | 17 |
| Tries against: | 3 |

| | |
|--------------------|----------|
| Match-time: | 501m 03s |
| Ball in play time: | 155m 32s |
| T-advantage: | 59% |
| Kicks: | 340 |
| Passes: | 415 |
| L-outs won: | 110 |
| Scrum won: | 96 |
| Pens.con.: | 71 |
| Injuries: | 21 |
| Drives: | 68 |
| Second phase won: | 109 |
| OH kicks: | 68 |
| OH passes: | 62 |
| OH runs: | 10 |
| OH tackled: | 7 |
| K-ons: | 34 |
| Off-side: | 8 |
| Miss touch: | 25 |
| Out on full: | 8 |
| Forward passes: | 3 |

| | |
|---------------|---------------------|
| Goal-kicking: | 23 from 42 = 54.76% |
|---------------|---------------------|

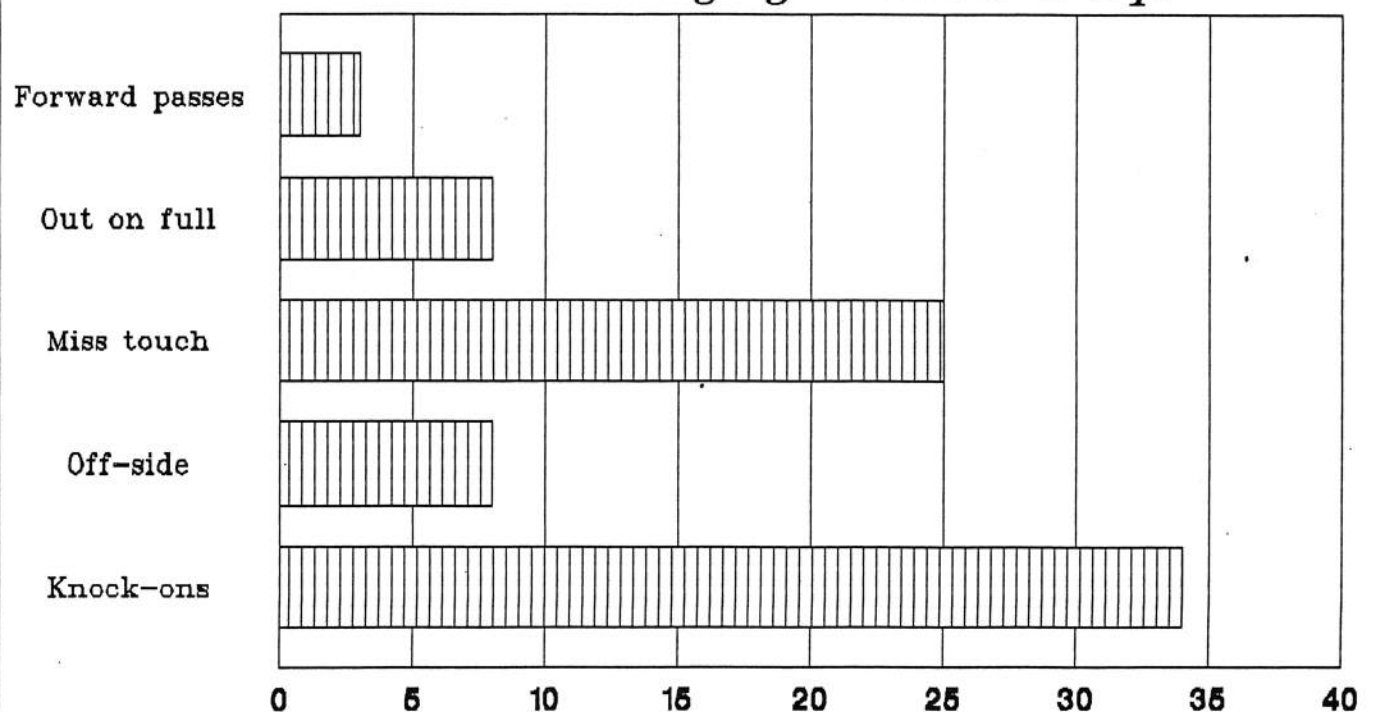
Australia

1991 Rugby World Cup



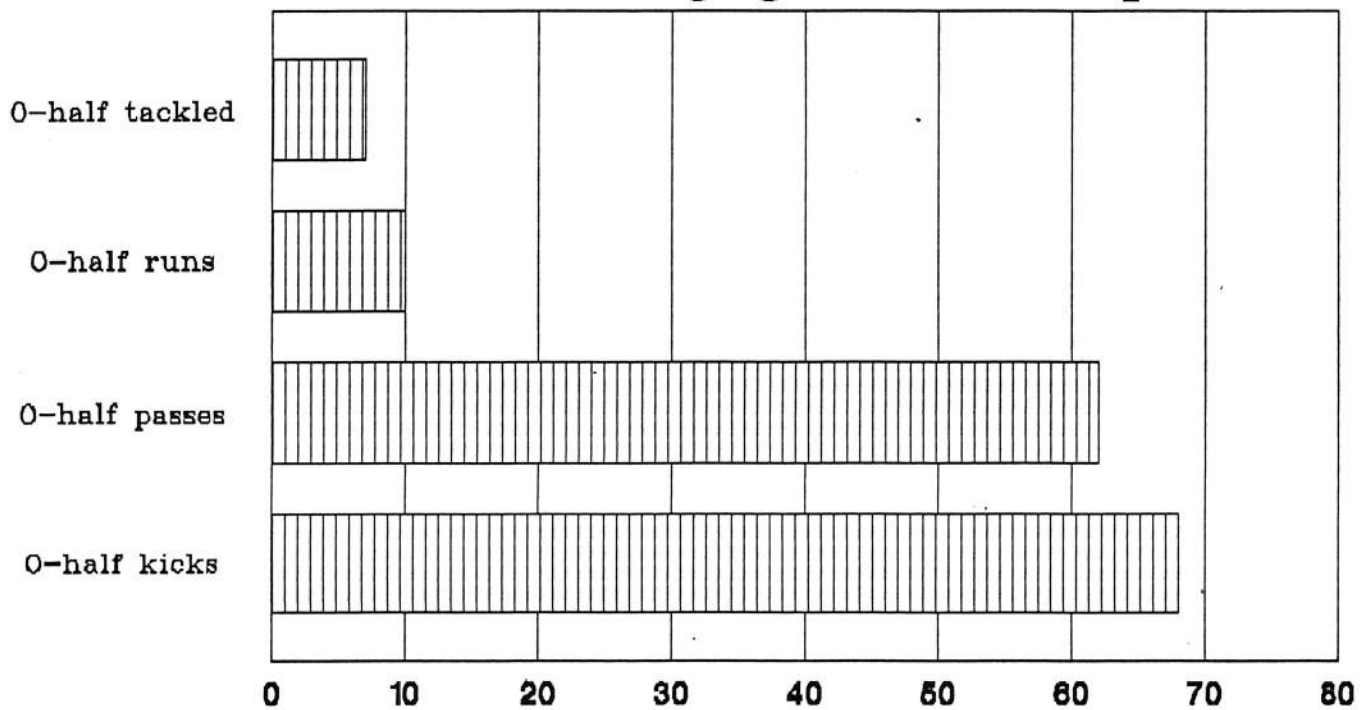
Australia

1991 Rugby World Cup



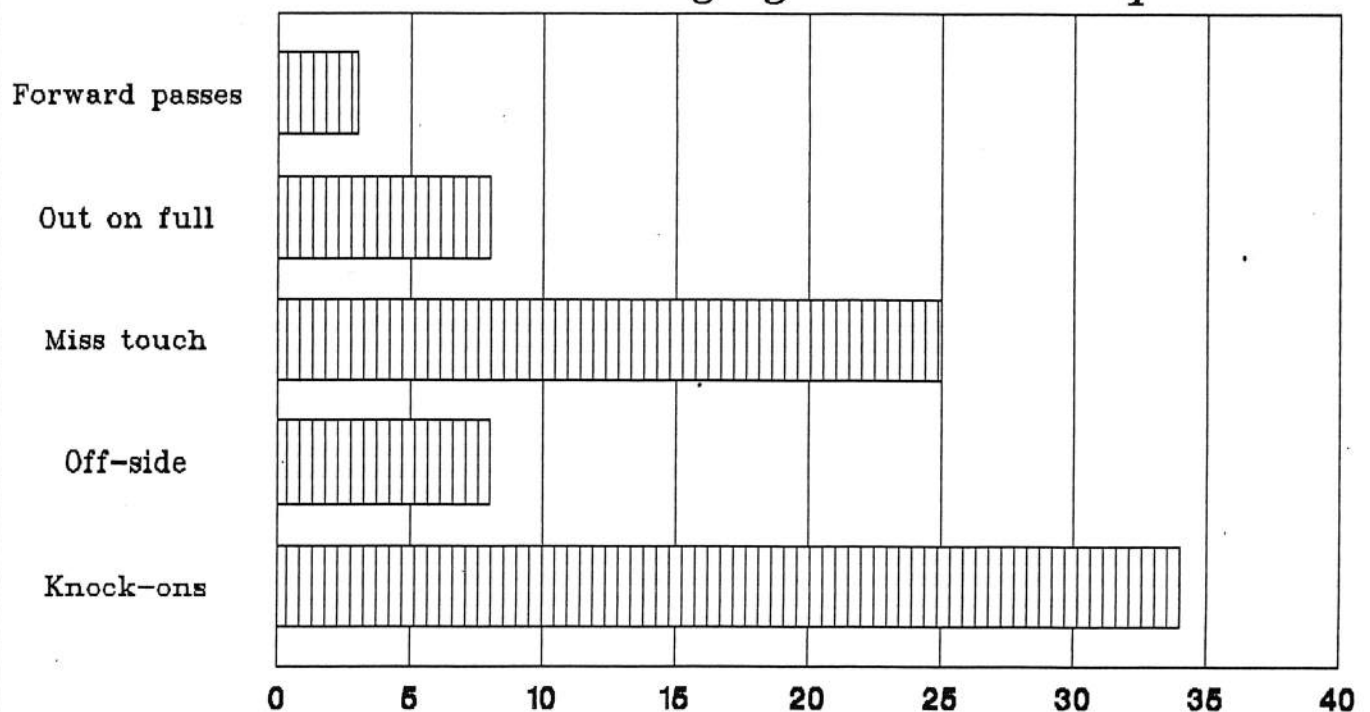
Australia

1991 Rugby World Cup



Australia

1991 Rugby World Cup



The 1991 Rugby World Cup

Australia

Points of Interest

Key

Opponents

| | |
|----------|---------------|
| Match 1: | Argentina |
| Match 2: | Western Samoa |
| Match 3: | Wales |
| Match 4: | Ireland |
| Match 5: | New Zealand |
| Match 6: | England |

Line-outs

* Following statistics relate to own throw-ins (Won/Awarded).

| | <u>Australia</u> | <u>Opposition</u> |
|---------------|------------------|-------------------|
| Match 1: | 9/17 | 3/8 |
| Match 2: | 14/20 | 15/20 |
| Match 3: | 17/25 | 1/13 |
| Match 4: | 16/29 | 6/14 |
| Match 5: | 8/22 | 14/23 |
| Match 6: | 10/22 | 13/24 |
| Success rate: | 74/135 = 55% | 52/102 = 51% |

Scrums

* Following statistics relate to own put-ins (Won/Awarded).

| | <u>Australia</u> | <u>Opposition</u> |
|---------------|------------------|-------------------|
| Match 1: | 23/25 | 15/24 |
| Match 2: | 19/32 | 13/16 |
| Match 3: | 11/16 | 8/14 |
| Match 4: | 13/14 | 15/18 |
| Match 5: | 13/13 | 16/18 |
| Match 6: | 15/19 | 14/15 |
| Success rate: | 94/119 = 79% | 81/105 = 77% |

Passes/Kicks

* Following statistics relate to pass to kick ratio (Pass:Kick).

| | <u>Australia</u> | <u>Opposition</u> |
|---------------|------------------|-------------------|
| Match 1: | 95:42 | 55:54 |
| Match 2: | 36:63 | 71:61 |
| Match 3: | 86:42 | 79:40 |
| Match 4: | 78:55 | 76:65 |
| Match 5: | 63:67 | 143:60 |
| Match 6: | 57:61 | 166:59 |
| Pass to kick: | 415:320 = 1.3:1 | 590:339 = 1.74:1 |

In the tournament Australia have passed the ball a total of 415 times and kicked the ball 320 times. Their opponents have passed the ball 590 times and kicked the ball 339 times.

Ball in play time

* Ball in play time as a % of the total match time.

| | |
|----------|--------|
| Match 1: | 29.46% |
| Match 2: | 31.16% |
| Match 3: | 27.12% |
| Match 4: | 30.49% |
| Match 5: | 36.08% |
| Match 6: | 32.17% |

Total ball in play time as a % of total match time = 31.04%.

Prediction

* Based on their performance in the 1991 Rugby World Cup, it is possible to predict Australia's performance for an international.

| | |
|--------------------|---------|
| Kicks: | 53 |
| Passes: | 69 |
| Scrums: | 20 |
| Line-outs: | 23 |
| Pens.(con): | 12 |
| Injuries: | 4 |
| 2nd phase: | 18 |
| Match time: | 83m 30s |
| Ball in play time: | 25m 55s |